

GAS HINGE SYSTEM



SETTON

The design is inspired by the aesthetics of sports cars. The streamlined appearance makes the dull corners hidden in each cabinet more flexible and shining. Scientific lateral release mode.



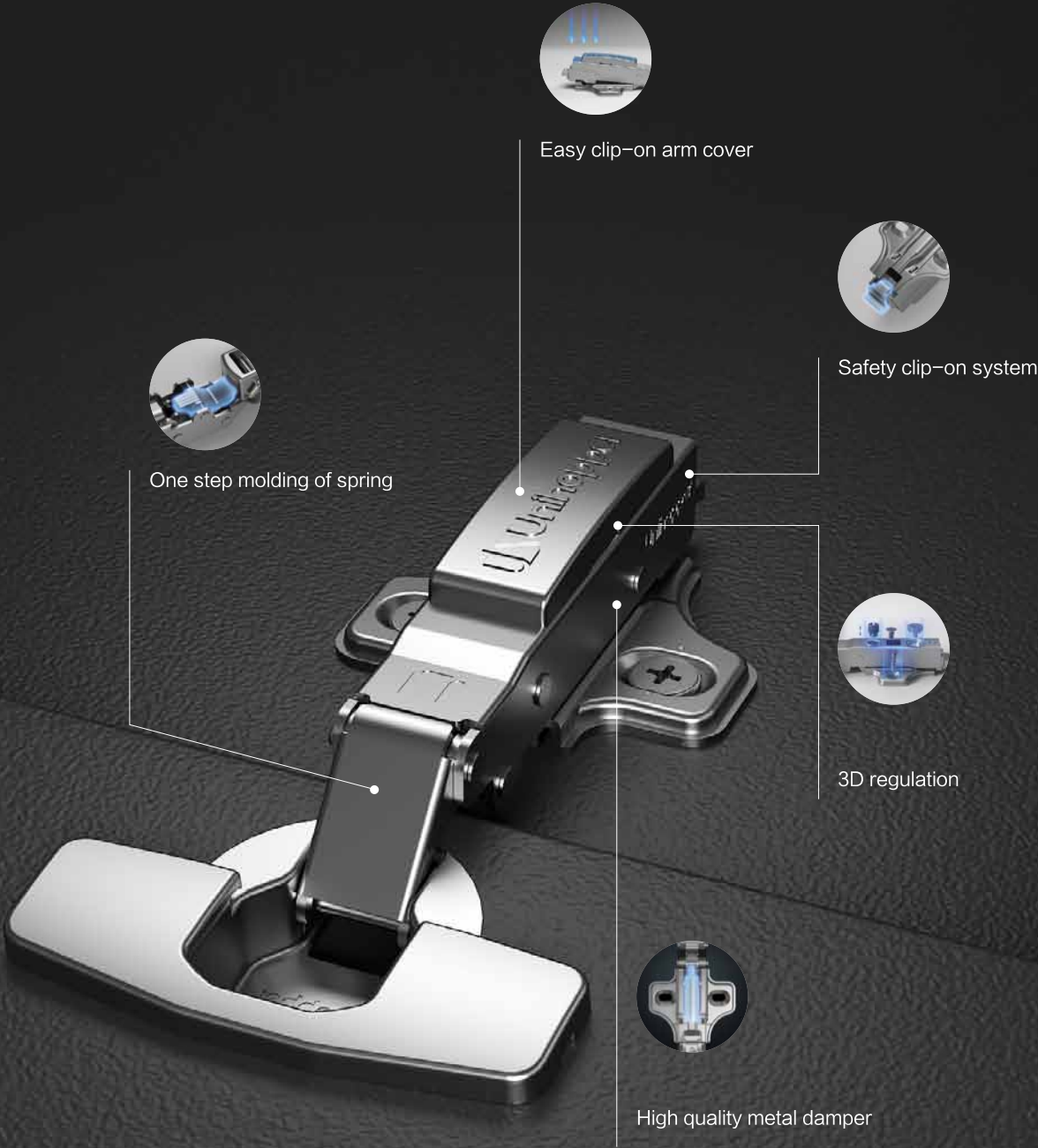
SETTON

80000
80000 LIFE CYCLES




GAS HINGE SYSTEM

SOFT CLOSING HINGE - Perfect solution with high quality soft closing for every cabinet doors.






Product Image

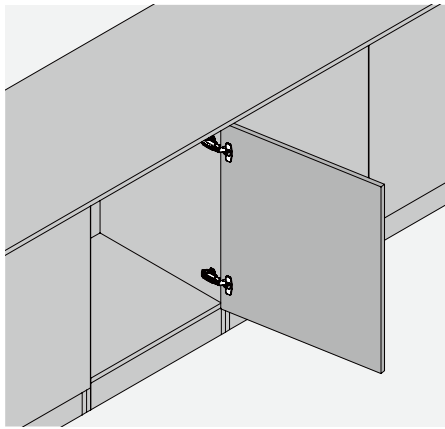


Features

Opening Angle:105°
Cup diameter:35mm
Depth:11.5mm
Distance:3~7mm
Hole distance:48mm
Door thickness:14~20mm
Two way structure, soft and quite
Clip-on Adjustment with soft closing

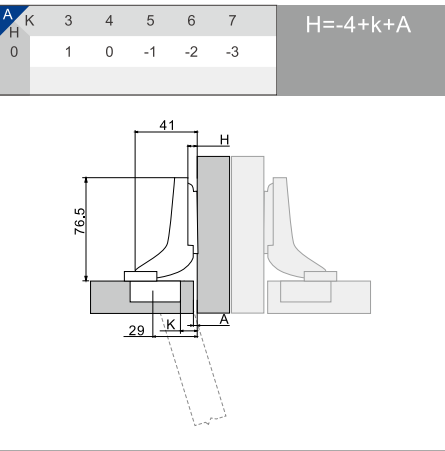
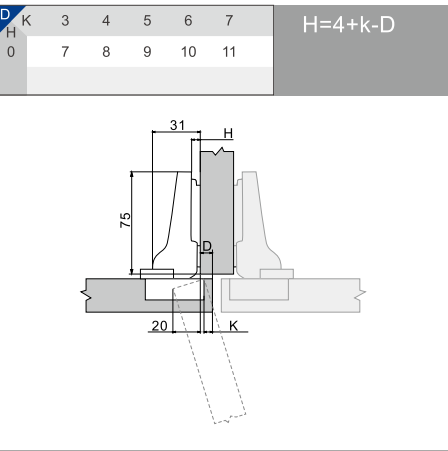
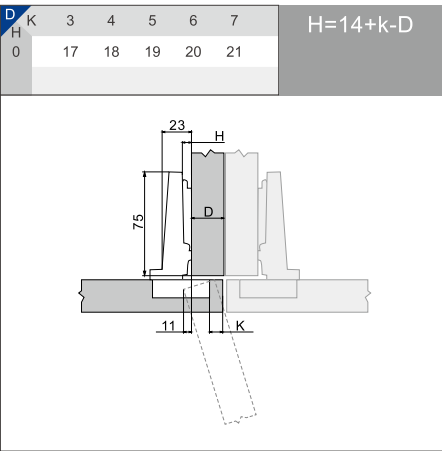


Application

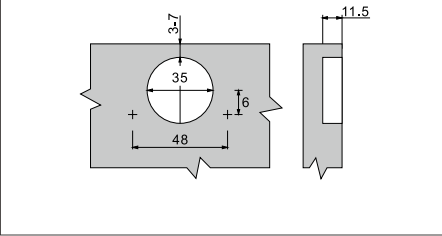


Order information

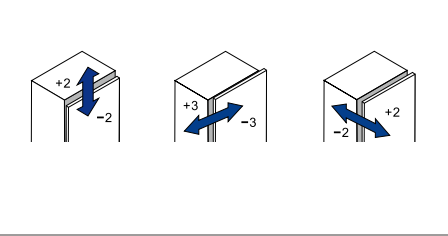
Full overlay		Half overlay		Insert	
Wooden screw(M4X16)	Wooden screw(M4X16)	Wooden screw(M4X16)	Wooden screw(M4X16)	Wooden screw(M4X16)	Wooden screw(M4X16)
100Pcs	100Pcs	100Pcs	100Pcs	100Pcs	100Pcs
Two hole	HG1112.C0.A1	Two hole	HG1112.C8.A1	Two hole	HG1112.C15.A1
3D	HG1112.C0.B	3D	HG1112.C8.B	3D	HG1112.C15.B
Four hole	HG1112.C0.A2	Four hole	HG1112.C8.A2	Four hole	HG1112.C15.A2




Screw mounting



Adjustment




Product Image

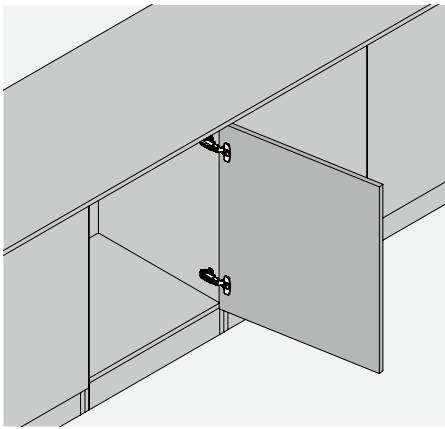


Features

Opening Angle:105°
Cup diameter:35mm
Depth:11.7mm
Distance:3~7mm
Hole distance:48mm
Door thickness:14~20mm
Two way structure, soft and quite
Clip-on Adjustment non- soft closing

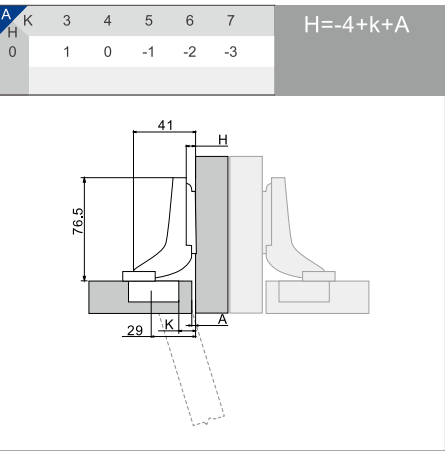
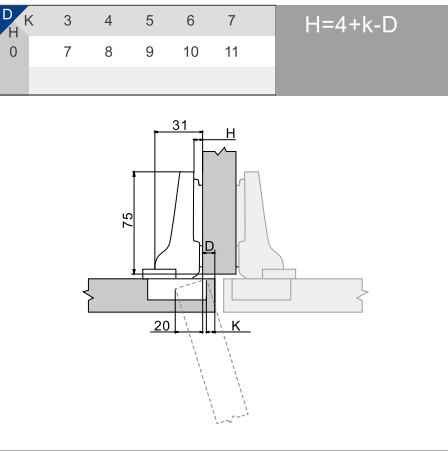
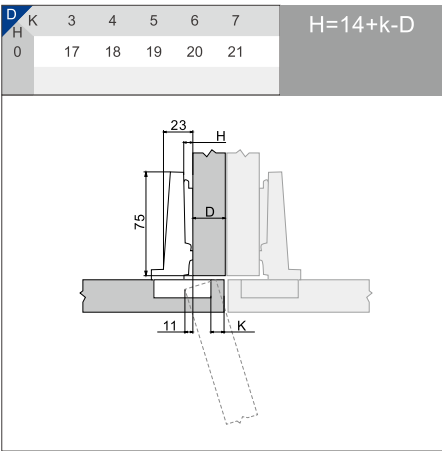


Application

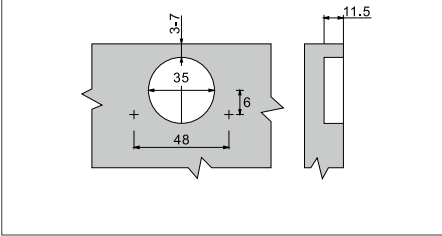


Order information

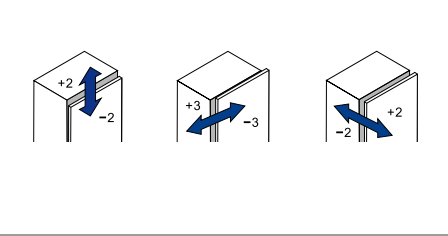
Full overlay		Half overlay		Insert	
Wooden screw(M4X16)	Wooden screw(M4X16)	Wooden screw(M4X16)	Wooden screw(M4X16)	Wooden screw(M4X16)	Wooden screw(M4X16)
100Pcs	100Pcs	100Pcs	100Pcs	100Pcs	100Pcs
Two hole	HG1112N.C0.A1	Two hole	HG1112N.C8.A1	Two hole	HG1112N.C15.A1
3D	HG1112N.C0.B	3D	HG1112N.C8.B	3D	HG1112N.C15.B
Four hole	HG1112N.C0.A2	Four hole	HG1112N.C8.A2	Four hole	HG1112N.C15.A2



Screw mounting



Adjustment



Damper *

	Surface-Damper
Item code	DP1101.(*) .(*)
	Insert-damper
Item code	DP2102.(*) .(*)

*Damper, see page189

GAS HINGE-30°

HG1425 Clip on 3D 30degree Soft closing hinge



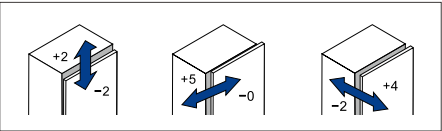
Product Image



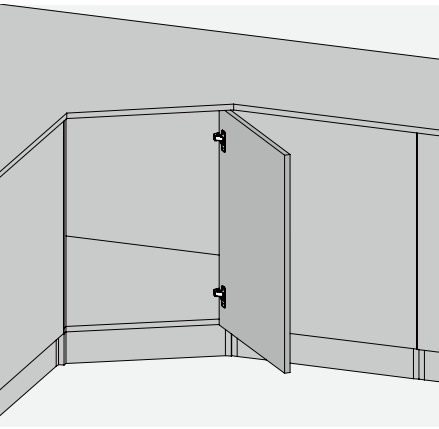
Features

Closing Angle:30°
Cup diameter:35mm
Depth:11.7mm
Distance:3~7mm
Hole distance:48mm
Door thickness:14~20mm
Clip on 3D 30degree Soft closing hinge

Adjustment



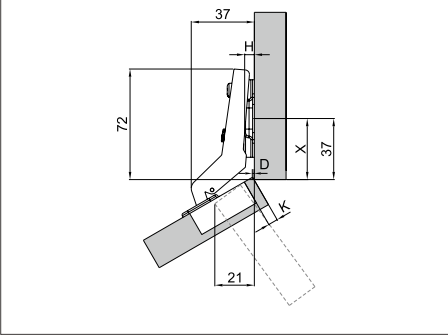
Application



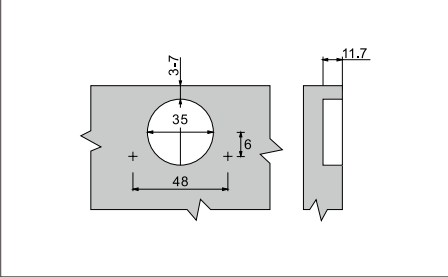
Order information

Wooden screw(M4X16)		
100Pcs		
	Two hole	HG1425.C30.A1
	3D	HG1425.C30.B
	Four hole	HG1425.C30.A2

X H 0	4	5	6	7
	37 -0.5	36 -0.4	35 1.3	34 2.2



Screw mounting



GAS HINGE-45°

HG1426 Clip on 3D 45degree Soft closing hinge



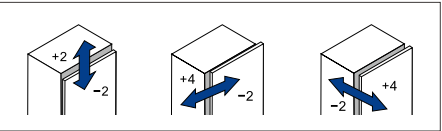
Product Image



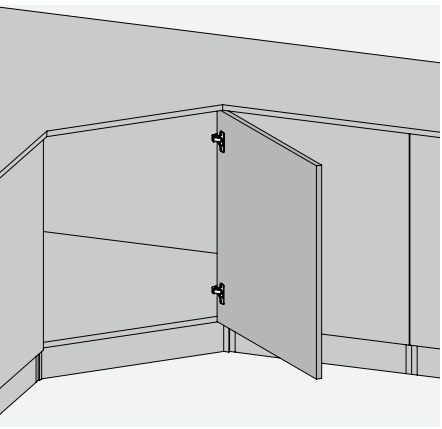
Features

Closing Angle:45°
Cup diameter:35mm
Depth:11.7mm
Distance:3~7mm
Hole distance:48mm
Door thickness:14~20mm
Clip on 3D 45degree Soft closing hinge

Adjustment



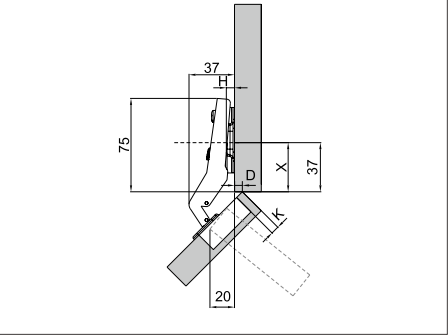
Application



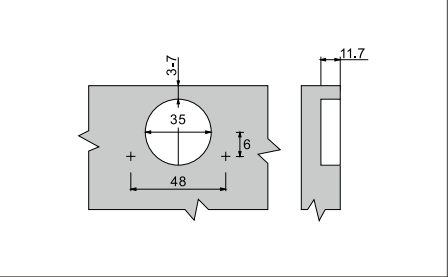
Order information

Wooden screw(M4X16)		
100Pcs		
	Two hole	HG1426.C45.A1
	3D	HG1426.C45.B
	Four hole	HG1426.C45.A2

X H 0	4	5	6	7
	37 4.5	36 5.2	35 5.9	34 6.6



Screw mounting



GAS HINGE-90°

HG1407 Clip on 3D 90degree Soft closing hinge



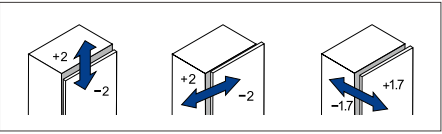
Product Image



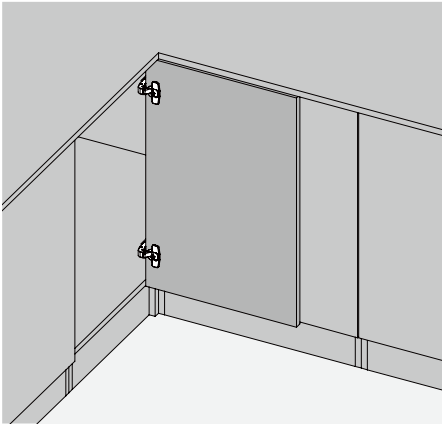
Features

Closing Angle:90°
Cup diameter:35mm
Depth:11.5mm
Distance:3~7mm
Hole distance:48mm
Door thickness:14~20mm
Two way structure, soft and quite
Clip on 3D 90degree Soft closing hinge

Adjustment

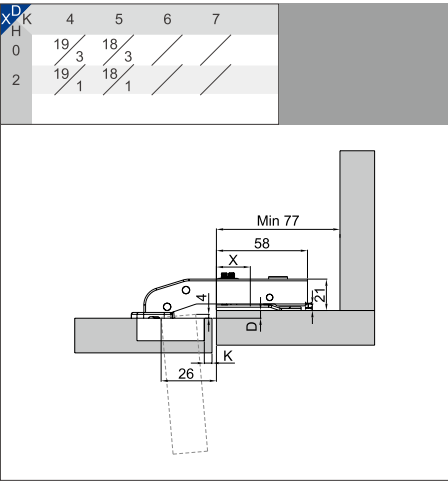


Application

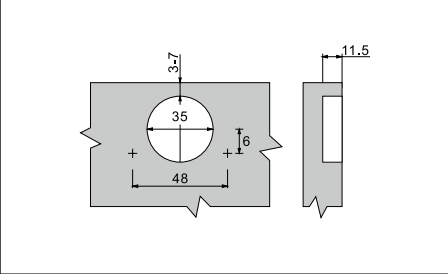


Order information

Wooden screw(M4X16)		
100Pcs		
	Two hole	HG1407.C90.A1
	3D	HG1407.C90.B
	Four hole	HG1407.C90.A2



Screw mounting



GAS HINGE-135°

HG2419 Clip on 3D 135 degree hinge



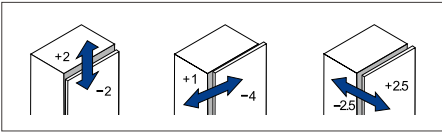
Product Image



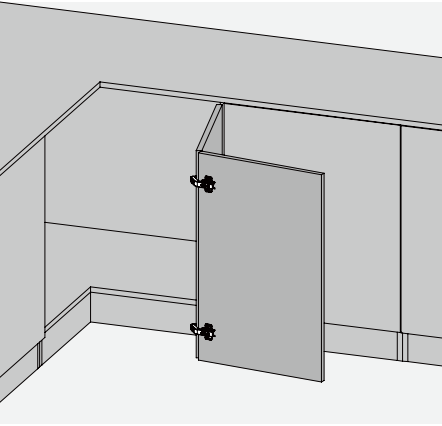
Features

Closing Angle:135°
Cup diameter:35mm
Depth:11.7mm
Distance:3~7mm
Hole distance:48mm
Door thickness:14~20mm
Clip on 3D 135 degree hinge

Adjustment

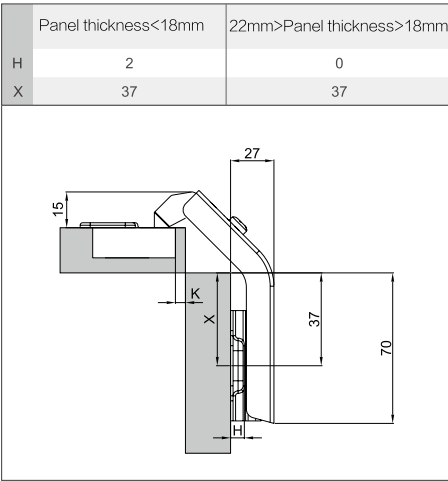


Application

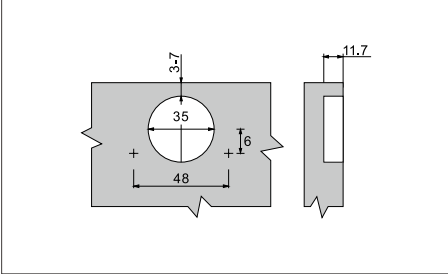


Order information

Wooden screw(M4X16)		
100Pcs		
	Two hole	HG2419.C135.A1
	3D	HG2419.C135.B
	Four hole	HG2419.C135.A2



Screw mounting




GAS HINGE-165°

HG1424 Clip on 165degree Soft closing hinge



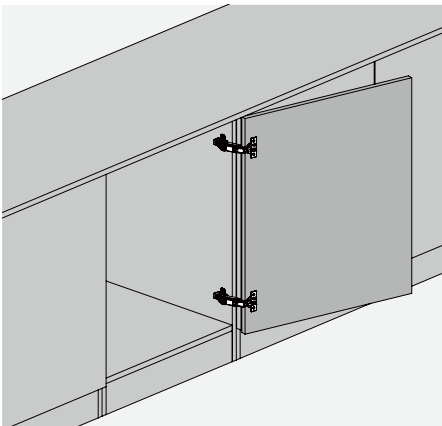
Product Image



Features

Closing Angle:165°
Cup diameter:35mm
Depth:11.7mm
Distance:3~7mm
Hole distance:48mm
Door thickness:14~25mm
Clip on 165degree Soft closing hinge

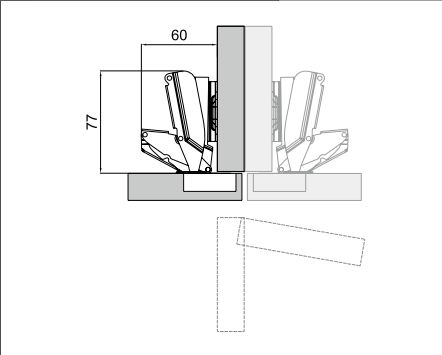
Application



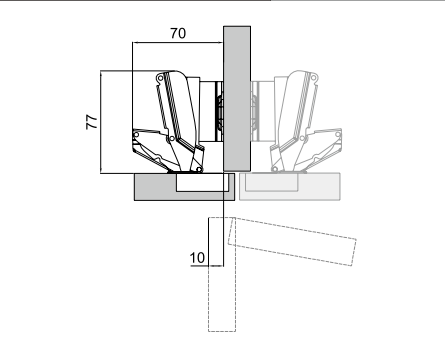
Order information

Full overlay		Half overlay		Insert	
Wooden screw(M4X16)		Wooden screw(M4X16)		Wooden screw(M4X16)	
100Pcs		100Pcs		100Pcs	
Four hole	HG1424.C0.A2	Four hole	HG1424.C8.A2	Four hole	HG1424.C15.A2

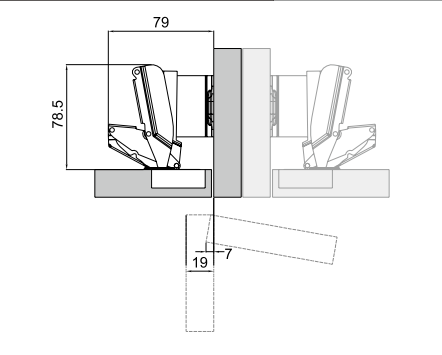
D	K	3	4	5	6	7	H=14+k-D
0		17	18	19	20	21	



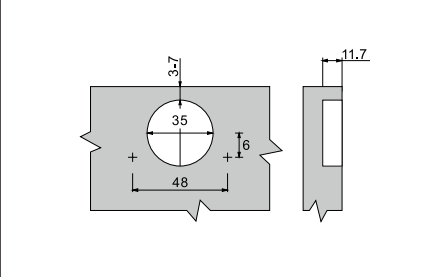
D	K	3	4	5	6	7	H=4+k-D
0		7	8	9	10	11	



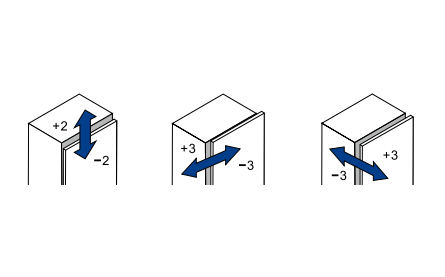
A	K	3	4	5	6	7	H=k+A
0		1	0	-1	-2	-3	



Screw mounting



Adjustment



FACE FRAME GAS HINGE



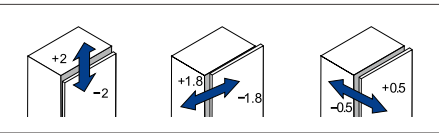
Product Image



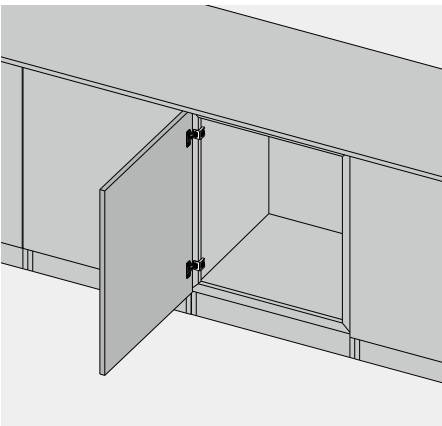
Features

Closing Angle:105°
Cup diameter:35mm
Depth:11mm
Distance:3mm
Hole distance:42、45mm
Door thickness:14~26 mm
Face frame gas hinge

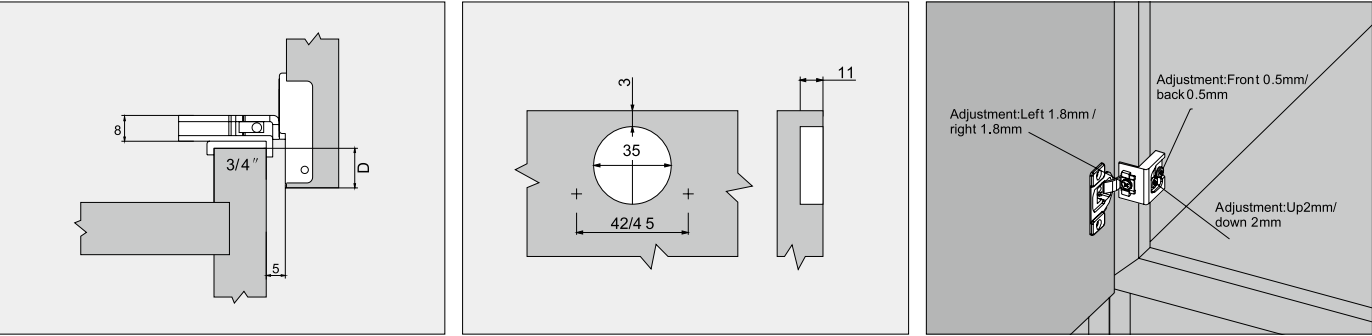
Adjustment



Application



Installation instruction



Order information

3D-Face fram e hing e					Face frame hinge				
D		3D-S oft closing	3D-non-S oft closing		D	Soft closing	Non-So ft closing		
1/2"	12.7mm	HG1603.13	HG2607.13	300Pcs	1/2"	12.7mm	HG1604.13	HG2608.13	300Pcs
1"	25.4m m	HG1603.25	HG2607.25	300Pcs	1"	25.4m m	HG1604.25	HG2608.25	300Pcs
1-1/4 "	31.7m m	HG1603.32	HG2607.32	300Pcs	1-1/4 "	31.7mm	HG1604.32	HG2608.32	300Pcs
1-5/1 6"	33.3m m	HG1603.33	HG2607.33	300Pcs	1-5/16 "	33.3mm	HG1604.33	HG2608.33	300Pcs
1-3/8 "	34.9m m	HG1603.35	HG2607.35	300Pcs	1-3/8 "	34.9mm	HG1604.35	HG2608.35	300Pcs
1-1/2 "	38.1m m	HG1603.38	HG2607.38	300Pcs	1-1/2 "	38.1mm	HG1604.38	HG2608.38	300Pcs